

# OUR 2024 GENDER PAY GAP REPORT

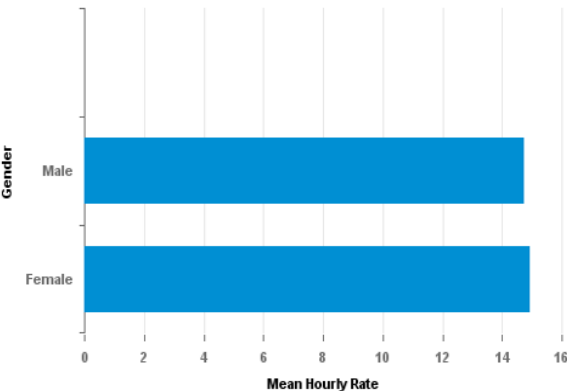
Vantec Europe Ltd, a company growing through diversity, creativity, mutual respect and trust.

## DIFFERENCE BETWEEN MALE AND FEMALE

Women's hourly rate is

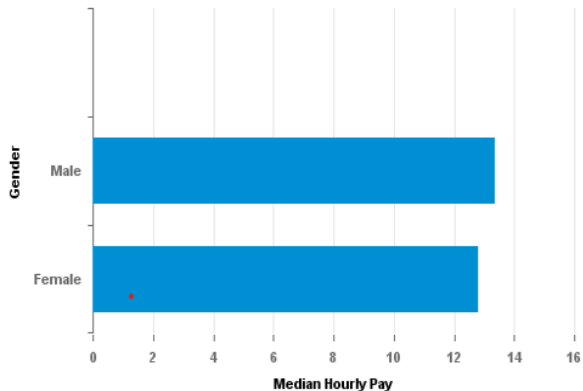
**-1.41%**

**HIGHER**  
(mean)



**4.09%**

**LOWER**  
(median)



The figures above show our overall mean and median gender pay gap, based on the snapshot of data taken on the 5<sup>th</sup> of April 2024. The minus figure indicates a positive situation in terms of female pay. It is worth noting the company has 90% of male employees.

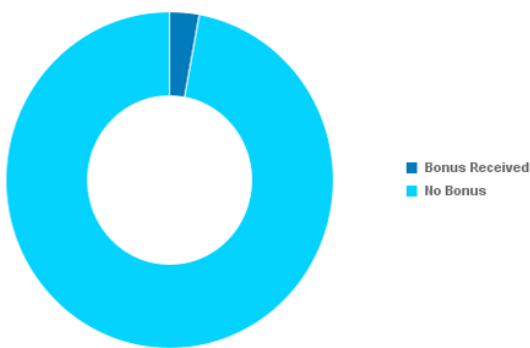
# OUR 2024 GENDER PAY GAP REPORT

## PROPORTION OF EMPLOYEES WHO RECEIVED BONUS PAY DURING 2023

Who received bonus pay

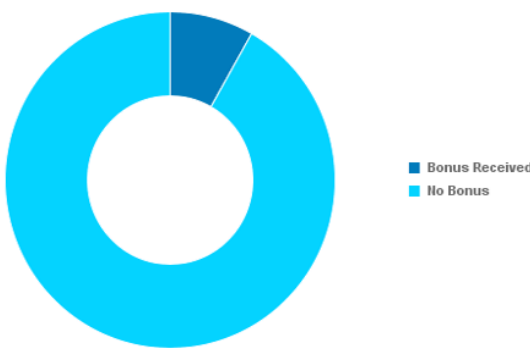
**2.91%**

OF MEN



**8.22%**

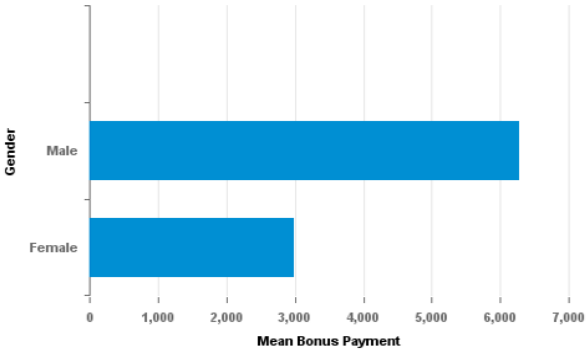
OF WOMEN



Women's bonus pay is

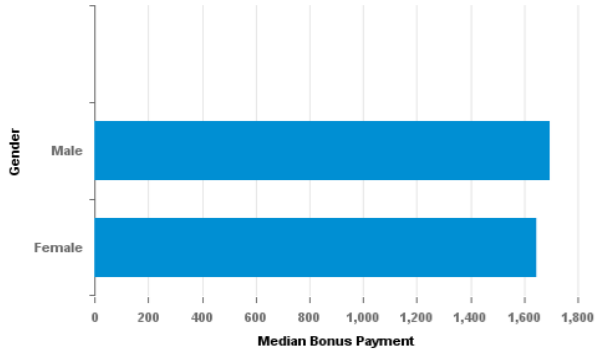
**52.4%**

LOWER  
(mean)



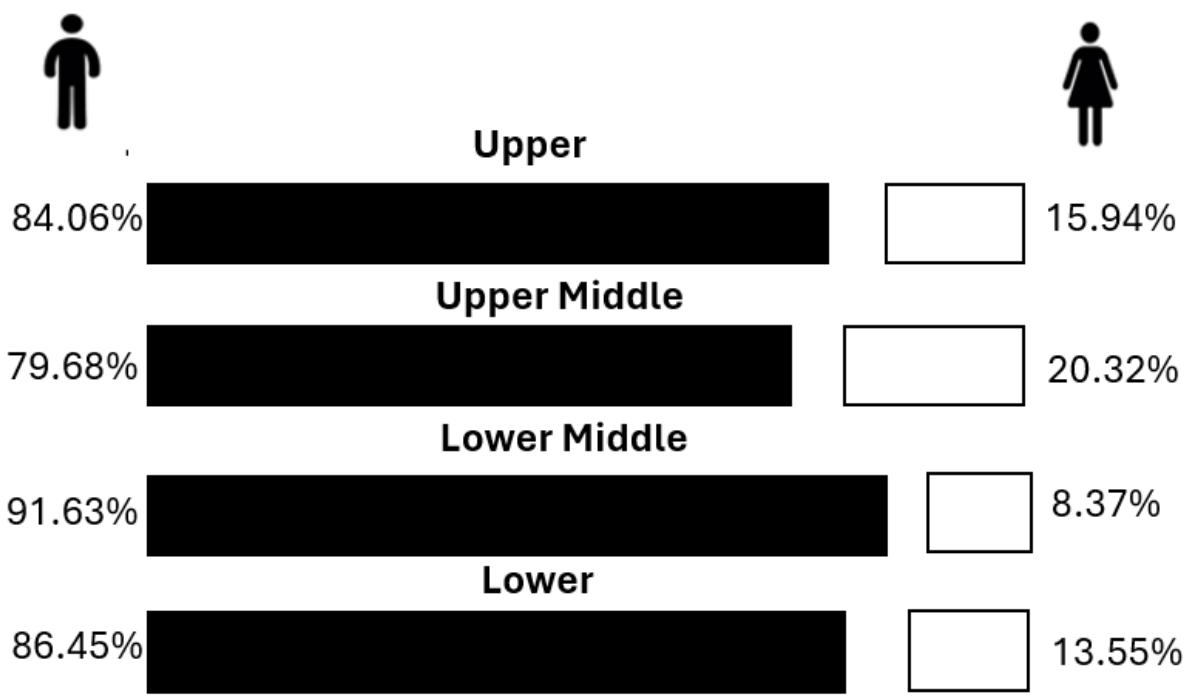
**2.72%**

LOWER  
(median)



# OUR 2024 GENDER PAY GAP REPORT

The below image shows the gender distribution at Vantec Europe Ltd across four equal pay quartiles. This indicates a dominate male presence within our sector of industry.



We are confident that our male and female employees are paid Equally for doing equivalent jobs across our business.

Diane Elgar, General Manager has signed a Statement of Accuracy, Dated March 2025.